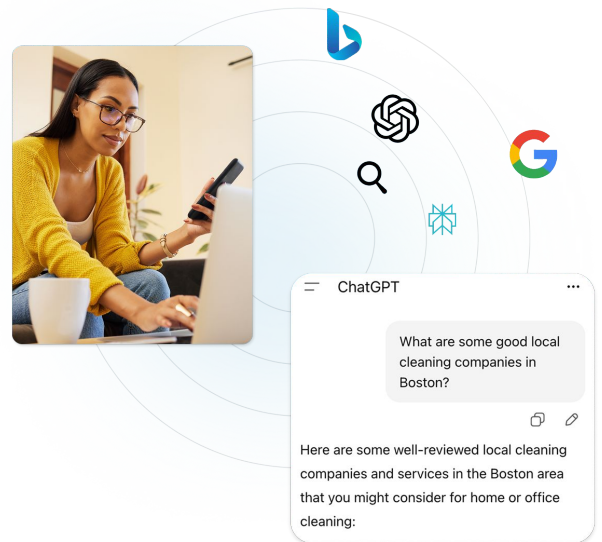









The State of AI-Powered Search



Navigating the Shift From Search Rankings
to AI-Powered Answers

Table of Contents

01		The Landscape Has Changed What happened, why it matters, and what the data says
02		Key Terms Every Marketer Needs to Know SEO, AEO, GEO, AI Overviews, and the platforms that matter
03		The Multi-Location Complexity Problem Why franchise brands face exponentially harder challenges
04		The Three-Level Playbook Show Up, Influence, and Systematize your AI visibility
05		How to Track Your AI Traffic in GA4 Step-by-step setup to measure inbound AI referrals
06		Reverse-Engineering AI Recommendations Discover what content you should make to be the answer AI tools recommend
07		The Action Checklist Prioritized actions you can take this month



Free AI Visibility Audit for Franchise and Multi-Location Brands


Request your [free AI Visibility Audit](#) to see how your brand shows up across search and emerging AI discovery tools. Identify gaps, uncover new opportunities, and stay ahead of competitors with actionable insights.

[Request an Audit](#)

SECTION 1

The Search Landscape Has Changed

The digital marketing landscape is undergoing its most dramatic transformation in two decades. We are moving from the Search Era, where users hunted for links and marketers optimized for rankings, to the Answer Era, where AI determines the single best response and delivers it directly to the user. For franchise and multi-location brands, this shift is not incremental. It is foundational.




Sources: Conductor 2026, SE Ranking, Semrush, Ahrefs (Feb 2026)



The Big Idea

Fewer clicks does not mean fewer buyers. AI-driven visitors convert at dramatically higher rates. Semrush data shows AI visitors convert at 4.4x the rate of traditional organic visitors. In some cases, conversion rates from AI referrals reach 14.2% compared to Google's 2.8%. The traffic is smaller in volume, but vastly more valuable per visit.




Where Is AI Traffic Coming From?


ChatGPT dominates the AI referral landscape, accounting for 87.4% of all AI-driven website traffic. But the ecosystem is broader than most marketers realize. Nearly 69% of websites now receive some measurable AI traffic.

Platform	Monthly Users	AI Traffic Share	Key Behavior
ChatGPT	800M+ weekly	~87% of referrals	Conversational; web search on 31% of prompts
Google AI Overviews	2B+ monthly	Counted as organic	25%+ of searches; 58% CTR reduction
Perplexity	22M+ monthly	Growing fast	High-intent professional users; always cites sources
Gemini	400M monthly	Catching up	Deep Google integration; powers AI Mode
Copilot	33M active	Niche but growing	Integrated in Bing, Windows, and Office
Claude	19M monthly	Emerging	Research-heavy users; long-form analysis


The Search Era vs. The Answer Era

 **Search Era**

- Rank in results, win the click
- Traffic, impressions, CTR
- Keyword-optimized pages
- 10 blue links on Page 1
- Map pack + local organic
- Low visibility but still indexed

 **Answer Era**

- ✓ Be the cited answer, win trust
- ✓ Citation rate, share of voice
- ✓ Clear, factual answer-first content
- ✓ 1-3 cited sources in AI answer
- ✓ Named in AI answer or excluded
- ✓ No "Page 2." Cited or invisible.

 *A location can be removed from AI consideration entirely if they have incomplete data, uneven platform coverage, or weak sentiment.*

SECTION 2

Key Terms Every Marketer Needs to Know

SEO

Search Engine Optimization

Foundational for ranking in traditional "Blue Links" and the "Local Map Pack". The goal is to rank higher and win the click. 76% of AI Overview citations come from top-10 ranking pages.

AEO

Answer Engine Optimization

Making your brand the direct answer for AI chatbots, voice assistants, and Google's AI Overviews. The goal is to be the single, definitive answer without needing a click.

GEO

Generative Engine Optimization

Providing structured data and authoritative citations that generative AI models use to build trust in your brand. Encompasses technical infrastructure and off-site authority.

Additional Key Concepts



AI Overviews

Google's AI summaries atop search results. Present on 25%+ of searches. Brands cited within earn 35% more organic clicks.



AI Mode

Google's conversational search via Gemini. 93% zero-click rate. Only 13.7% citation overlap with AI Overviews.



AI Share of Voice

How often your brand is cited in AI responses vs. competitors. Replacing traditional "share of search."



Citation Rate

Percentage of AI responses citing your brand. Varies 46x across platforms (0.59% on ChatGPT to 27% on Grok).

Key Players in AI Search:

Gemini

ChatGPT

Perplexity

Claude

Copilot

Grok

SECTION 3

The Multi-Location Complexity Problem

For single-location businesses, adapting to AI search is a manageable project. For franchise and multi-location brands, the challenge multiplies exponentially. This is the Scale Gap.



Each location competes independently

AI evaluates every location in its own market with distinct competitors. 200 locations = 200 visibility challenges.



One bad location poisons the brand

Incomplete data or negative reviews at one location can cause AI to surface negative sentiment about the entire brand.



AI penalizes inconsistency

Variations in services, hours, and pricing across locations can be interpreted as unreliable information, reducing citations.



Manual optimization won't scale

Thousands of unique prompts, competitor sets, and content gaps across hundreds of locations is impossible to manage manually.

The Scale Gap in Numbers

Locations	Prompts to Track	Competitor Sets	Feasibility
1-5	50-250	5-25	Manageable
25-50	1,250-2,500	125-250	Difficult
100-200	5,000-10,000	500-1,000	Impossible manually
500+	25,000+	2,500+	Requires platform

Traditional local search leadership does NOT guarantee AI visibility. You are either the cited answer, or you are excluded from the conversation entirely.

LEVEL 1 SHOW UP: Build the Foundation AI Can Understand

Before you can influence what AI says about your brand, you need to make sure AI can find and understand your brand at all. This is about clean, consistent, technically sound foundations.



Clean, standardized location pages

Every location needs its own page with consistent NAP data, service descriptions, and geographic identifiers.



Accurate business info everywhere

Google Business Profile, Bing, Apple Maps, Yelp, and industry directories must all match. Inconsistencies signal unreliability.



Structured data & schema markup

Implement LocalBusiness, FAQ, Review, and Service schema on every location page. This is the machine-readable layer AI trusts.



FAQs that answer real questions

Add 4-6 high-intent FAQs per service: pricing, timelines, service areas, qualifications, and what to expect.



Semantic HTML

Proper heading hierarchy (H1, H2, H3), alt text on images, accessible markup. AI crawlers rely on semantic structure.



Helpful, human content

Genuine expertise and real value. AI models distinguish authentic expertise from generic, templated content.



Do not over-automate.

A common mistake is using AI to mass-generate FAQs and schema code without human review. Incorrect FAQs or malformed schema will hurt you more than having none at all.

Level 1 Quick Wins (Do This Month)

- ✓ Add FAQ sections to your top 10 most-visited pages
- ✓ Standardize your location page template across all locations
- ✓ Audit and correct NAP consistency across all directories
- ✓ Implement basic LocalBusiness and FAQ schema markup
- ✓ Publish review and testimonial content on location pages
- ✓ Remove outdated content (old COVID protocols, discontinued services)

LEVEL 2 INFLUENCE: Shape What AI Says About Your Brand

AI summarizes what already exists. It does not invent opinions about your brand. If you don't like how you're being described, the fix isn't arguing with the algorithm—it's improving the inputs.

The Five Signals AI Summarizes



Clear claims about your business

Specific positioning about who you are, what you do, why you're the best.



Localization

Geographic markers: city names, neighborhoods, service areas in every page.



Consistent brand voice

Inconsistent messaging = low confidence = neutral AI sentiment.



Authoritative content

Original research, data-driven insights, case studies. Domain authority is #1 predictor.



Review sentiment

AI reads and synthesizes reviews. Consistent themes get surfaced.

AI Rewards Clarity, Not Creativity

WEAK (Invisible to AI)

"We deliver world-class solutions for your automotive needs."

"Experience the difference our team can make."

"The best in the business since 2005."

STRONG (AI-Friendly)

"Ceramic window tinting for cars, trucks, and SUVs starting at \$199 at our Burlington, NC location."

"Certified technicians complete most installations in 2–3 hours with a lifetime warranty."

"Serving greater Raleigh since 2005 with 12,000+ installations and a 4.8-star average across 850+ reviews."

Level 2 Quick Wins

- ✓ Rewrite headlines with [Service] + [City] format
- ✓ Replace vague language with specific proof points and numbers
- ✓ Create cost, pricing, and comparison content
- ✓ Build "near me" content with natural geographic references
- ✓ Launch review program focused on service-specific feedback

LEVEL 3 SYSTEMATIZE: Repeatable System Across Every Location

For franchise brands, the tactics from Levels 1 and 2 must be transformed into a repeatable, scalable system. This is not a one-time campaign. It is an ongoing operational rhythm.



Prompt & query tracking

Monitor what AI says about your category, brand, and competitors across all major platforms.



Citation visibility monitoring

Know which locations are cited, which are invisible, and which prompts competitors are winning.



Sentiment intelligence

Track how AI describes your brand. Positive, neutral, or negative? This is a new ranking factor.



Content workflows

Repeatable processes for location-specific, answer-optimized content including FAQs and proof points.



Weekly review cadence

Check gaps, create/update content, measure citation analytics, and repeat. Winning teams do this weekly.

The Three Pillars of Modern Local Visibility



Authority

AI is deciding which brands it trusts enough to cite. If a brand is not positioned as an authority, it doesn't show up in the answer. We are helping brands build and protect authority inside AI-generated responses.



Scale

This is manageable for a single-location business. It is exponentially harder for a franchise system with 100 or 500 locations. Each market is judged independently. Most tools break under that complexity. We are built for it.



Coordination

AEO is not a report. It's not a single tactic. It requires monitoring prompts, analyzing sentiment, identifying gaps, and generating optimized content. That coordination is what differentiates us.

SECTION 5

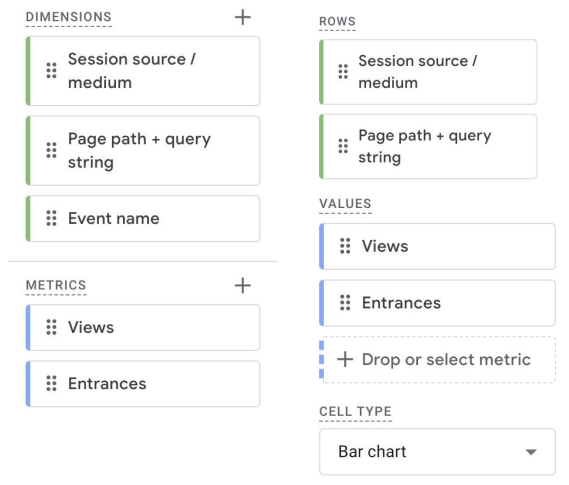
How to Track Your AI Traffic in Google Analytics

You cannot optimize what you cannot measure. Most franchise marketers have no idea how much traffic they are already receiving from AI platforms, because GA4 buries it under generic "Referral" traffic.

METHOD 1: Quick Exploration Report (5 Minutes)

- 1 Go to Google Analytics → Explore
- 2 Click Start new Exploration (Free Form)
- 3 Dimensions: Session source / medium, Page path + query string
- 4 Metrics: Views, Entrances
- 5 Rows: Session source / medium, Page path + query string
- 6 Show 250 rows, Nested rows: Yes
- 7 Values: Entrances, Views
- 8 Add Filter on Session source / medium → matches regex (below)
- 9 Paste in this Regex Filter:

```
.*chatgpt.*|. *openai.*|. *neeva.*|. *writesonic.*|. *nimble.*|. *outrider.*|. *perplexity.*|. *edgeservices.*|. *gemini.*google.*|. *copilot.*|. *claude.*|. *mistral.*|. *meta.*|. *jasper.*|. *deepmind.*|. *copy.*ai.*|. *deepseek.*|. *grok.*
```



The screenshot shows the Google Analytics Explore configuration interface. It is divided into several sections:

- DIMENSIONS:** Contains three items: "Session source / medium", "Page path + query string", and "Event name".
- METRICS:** Contains two items: "Views" and "Entrances".
- ROWS:** Contains two items: "Session source / medium" and "Page path + query string".
- VALUES:** Contains two items: "Views" and "Entrances". There is also a "+ Drop or select metric" option.
- CELL TYPE:** Set to "Bar chart".
- FILTERS:** A filter is applied to "Session source / medium" with the text "Session source / medium matches regex".

Session source / medium	Views
Totals	438
1 chatgpt.com / (not set)	131
2 chatgpt.com / referral	300
3 copilot.com / (not set)	2
4 gemini.google.com / referral	5

```
Session source / medium matches regex
.*chatgpt.*|. *openai.*|. *neeva.*|. *writesonic.*|. *nimble.*|. *outrider.*|. *perplexity.*|. *edgeservices.*|. *gemini.*google.*|. *copilot.*|. *claude.*|. *mistral.*|. *meta.*|. *jasper.*|. *deepmind.*|. *copy.*ai.*
```

What you'll see:

How much traffic you're getting from AI platforms, the exact pages being recommended, and click volumes. This tells you which content AI is already surfacing to users that is driving trackable traffic back to your website.

METHOD 2: Permanent Custom Channel Group

For ongoing tracking, create a permanent custom channel group that separates AI traffic from generic referrals in all your reports.

- 1 Go to Admin → Data Display → Channel Groups
- 2 Click Create New Channel Group
- 3 Click Add New Channel, name it "AI Traffic"
- 4 Add Condition Group → Source → matches regex
- 5 Paste the comprehensive regex pattern below
- 6 **CRITICAL: Reorder → Drag "AI Traffic" ABOVE "Referral"**
- 7 Click Apply, then Save Group

```
chatgpt\.com|chat\.openai\.com|gemini\.google\.com|deepseek\.com|perplexity(?:\.ai)?|claude\.ai|copilot\.microsoft\.com|meta\.ai|grok\.x\.com|grok\.com|x\.ai|bard\.google\.com|(?:\w+\.)?mistral\.ai|writesonic\.com
```

Important: This only captures clicks with referrer headers. Google AI Overviews/AI Mode traffic is categorized as organic, not referral. What you see in GA4 is always a partial view of total AI visibility.

What to Do With This Data



Identify which pages AI is recommending

These are your strongest assets. Double down with more structured data, FAQs, and freshness updates.



Compare AI visitor behavior

Look at engagement rate, session duration, and conversion rate. AI visitors typically convert 4–14x higher.



Track the trend line

Numbers may be small today, but growth is ~1% month-over-month. The trajectory is what matters.



Share with stakeholders

Connect GA4 to Looker Studio. Create a dashboard showing AI traffic trends for executive buy-in.

SECTION 6

Reverse-Engineering AI Recommendations

Once you can see which pages AI is surfacing, the next question is: how do you get shown more? Perplexity provides a uniquely transparent window into this process.

The Perplexity Method

- 1 Enter a customer prompt**
 Go to Perplexity.ai and search what your customers would ask, e.g. "best window tinting in Burlington NC"
- 2 Review the AI answer**
 Note which brands are cited, which sources are linked, and how the answer is structured.
- 3 Click "Steps completed"**
 This reveals the exact web searches Perplexity ran to gather its answer. This is gold.
- 4 Study the search queries**
 These are the precise phrases AI used to research its answer. Map them to content opportunities.
- 5 Build content around these queries**
 Use them as H2 headings in existing content or create entirely new content pieces that match exactly.

Why this works: When you create content matching the queries AI platforms use to research answers, you dramatically increase the probability of being discovered and cited in future responses.

What AI Looks For in Content

Factor	What It Means	Action
Domain authority	3.5x more citations for high-authority sites	Invest in digital PR and backlinks
Content freshness	50% of citations < 11 months old	Update key pages quarterly
Definite language	AI prefers specific, non-vague claims	Replace generic with specific
Intro density	44% of citations from first 30% of content	Front-load key answers
Q&A structure	Question-format content cited more often	Use FAQ format with H2 questions
3rd-party presence	Yelp/G2/Trustpilot = 3x higher citation	Maintain review platform profiles

Sources: SE Ranking (2.3M pages), Growth Memo (Feb 2026), Conductor 2026

SECTION 7

The Action Checklist

THIS WEEK: Measure Your Baseline

- Set up the GA4 Exploration report to see current AI traffic
- Ask ChatGPT, Perplexity, and Gemini your top 5 prompts. Screenshot results.
- Document which competitors are cited where you are not
- Share findings with leadership to build urgency and buy-in

THIS MONTH: Fix Foundations (Level 1)

- Audit NAP consistency across all locations and directories
- Add FAQ sections (4–6 questions) to top 10 location pages
- Implement LocalBusiness and FAQ schema on all location pages
- Create standardized location page template
- Set up permanent GA4 custom channel group for AI traffic

THIS QUARTER: Influence the Narrative (Level 2)

- Rewrite all location headlines with [Service] + [City]
- Replace vague copy with specific, factual proof points
- Create pricing, cost, and comparison content
- Run Perplexity reverse-engineering for top 10 markets
- Launch review generation with service-specific feedback

ONGOING: Build the System (Level 3)

- Weekly AI visibility review cadence
- Track 20–50 core prompts across major AI platforms
- Monitor sentiment of what AI says about each location
- Benchmark AI share of voice vs. top 3 competitors quarterly
- Report AI metrics alongside traditional KPIs

Meet Netsertive's Local Discovery Solution

We help brands move from simply monitoring AI visibility to actively improving it.



ENTERPRISE-SCALE PROMPT TRACKING	CITATION + SENTIMENT INTELLIGENCE	CONTENT BRIEF GENERATOR
<p>Monitor unlimited national and local prompts to understand where your brand is cited inside AI-generated answers. Identify visibility gaps, competitive wins, and high-intent queries across every market you serve.</p>	<p>Go beyond presence to analyze how your brand is described. Track positive, neutral, and negative AI sentiment while identifying which assets are driving authority at the national and local level.</p>	<p>Turn citation gaps into action with structured, AI-optimized content briefs. Generate targeted recommendations and technical enhancements designed to increase your likelihood of being cited.</p>

Get Started with a Free AI Visibility Audit for Franchise and Multi-Location Brands

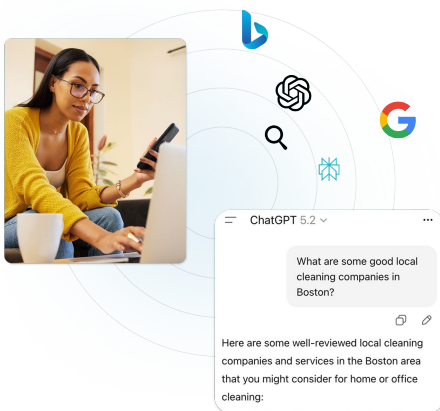
Request an Audit



Be the answer, or you don't exist.

AI search optimization is not a one-time project. It is an ongoing discipline that compounds over time. The brands that start building these systems today will have an enormous competitive advantage as AI-powered discovery becomes the dominant way consumers find and choose local businesses.

Start with the foundations. Measure your baseline. And build from there.



Partner with Netsertive

The digital marketing partner built for franchise and multi-location brands.

www.netsertive.com | info@netsertive.com | (800) 940-4351